



OSP
furniture



Systems
IN STOCK

Proven | Professional | Performance
Systems, Seating, Height Adjustable and much more



SISTYP201-S1W

Flexible solutions, elegant offices and long term value

Systems *IN STOCK* is a unique panel system with sleek, rectilinear design in modern colors. It is a full-feature system with new flush base built to stringent industry standards. Because it is *IN STOCK* for immediate availability, we selected neutral Metallic Silver & Gloss White finishes, complementing Drift, a versatile grey/beige fabric. Ensuring long-lasting value, components are constructed with steel and extruded aluminum, allowing re-use and recycling as needs change. Powdercoat finishes enhance durability. Limited lifetime warranty.



A337272SVS
72x72 L-Shape

Sit-Stand Solutions

Add an active, healthy amenity to offices with **Ascend II** height-adjustable C-leg style bases available in White & Silver to coordinate with **Systems IN STOCK** workstations. Dual-motor, 3-stage electric bases with 25" H adjustment range include 3-position programmable memory handset, anti-collision with sensitivity adjustment and programmable hi/lo settings.

SILVER

Adapts to various work environments



SISTYP301-S1W

67" H Panels with Overheads & LED Lighting + 53" H Panels



SISTYP302-S1W

*53" H Panels for seated privacy
53" H Glass Panels also available*



SISTYP303-S1W

39" H Panels for collaborative work areas

Panel Widths: 24", 30", 36", 42" & 48" Optional electrical
24"D Worksurface Widths: 24", 30", 36", 42", 48", 60", 66" & 72"

WHITE



SISTYP303GC-W1S

39"H Panels with clear glass



SISTYP302-WW1S

*53"H Panels for seated privacy
53"H Glass Panels also available*



SISTYP601-W1W

67"H Panels with Overheads & LED Lighting



SISTYP204G-WW1S

*Featuring frosted glass
and white raceways.*

Built to standards familiar to professional installers, **Systems IN STOCK** ensures fast, efficient installation. Panels ship assembled, including the 53" H Glass panels, which feature tempered glass and contoured, extruded aluminum frames for elegant appearance.



SISTYP101-WW1S



Helping fast movers move fast

To speed project completion, we simplified system selection. We offer free space planning and specifications services with 24-hour turn-around. Product ships from multiple locations, reducing travel time to your installation. Plus, all items are IN STOCK for immediate shipment.

Metal Files

Complete your office with full-featured, commercial-grade 36"W metal lateral files in matching White & Silver finish. Choose 2, 3, 4 & 5-drawer files with included counterweight and safety interlock system for safe, efficient use. Full-height drawer boxes and full-extension, steel ball-bearing drawer slides provide lifelong performance. Single-key locking with replaceable lock cores for customized solutions.



Full-featured, commercial grade

Systems *IN STOCK* features a UL & CSA-approved 4-circuit/8-wire electrical system factory-built for this system. Includes 3 utility + 1 dedicated circuits and accommodates up to 40 receptacles per infeed. Large-capacity 4-3/4" x 2" raceway will accommodate today's technology. Available LED lighting reduces energy costs while helping preserve our environment.



Development included extensive structural joint, worksurface loading and drawer/pedestal operation testing to ANSI/BIFMA standards. The entire system is UL listed. Additionally, fabric and electrical are UL Recognized components.



Panels feature strong, stress-skin core construction, resulting in lightweight durability for panels of all heights and widths. Overhead shelves and flipper door cabinets are constructed with 100% metal materials and are fully supported by panels when loaded.





A. Panels - Fabric

67H x 24W	53H x 24W	39H x 24W
67H x 30W	53H x 30W	39H x 30W
67H x 36W	53H x 36W	39H x 36W
67H x 42W	53H x 42W	39H x 42W
67H x 48W	53H x 48W	39H x 48W


B. Panels - Fabric + Glass

67H x 24W	53H x 24W
67H x 30W	53H x 30W
67H x 36W	53H x 36W
67H x 42W	53H x 42W
67H x 48W	53H x 48W

** White panels available with Black or White raceways

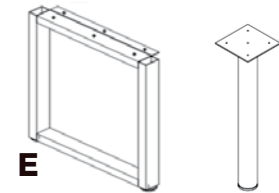
** Raceway covers, end caps and draw rods specified separately

** Non-powered and powered panels available



C. Connectors - 67, 53 & 39 Heights

2-way 3-Way 4-Way



D. Worksurfaces

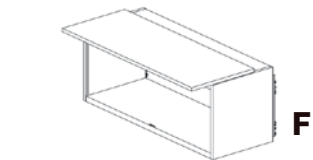
72W x 24D	72W x 30D
66W x 24D	66W x 30D (NJ Only)
60W x 24D	60W x 30D
48W x 24D	48W x 30D
42W x 24D	72W x 30D Bullet (NJ Only)
36W x 24D	36W x 36D Corner
30W x 24D	42W x 42D Corner
24W x 24D	

Transaction Counters

72W x 14D
60W x 14D

Transaction Counter Brackets

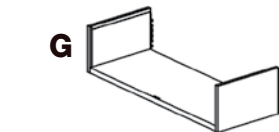
End Bracket
Middle Bracket
Panel/Connector Bracket



E. Worksurface Support Legs

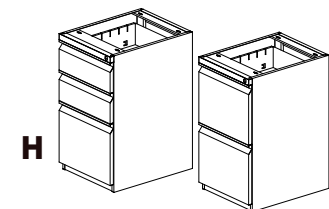
24"D O-Leg	Single Peninsula Leg
30"D O-Leg	

A full selection of panel-hung, worksurface supporting Hardware is available



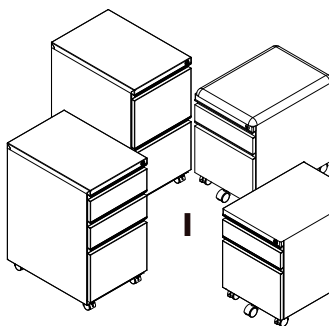
F. Metal Overhead Storage with Flipper Door

24", 30", 36", 42" & 48" widths



G. Metal Hanging Shelf

24", 30", 36", 42" & 48" widths



H. Worksurface Supporting Pedestals (Open Top)

Box/Box/File	File/File
--------------	-----------



I. Mobile Pedestals (Closed Top)

Box/Box/File	File/File	Box/File	Box/File
w/Casters	w/Casters	w/Cushion+Casters	w/Casters

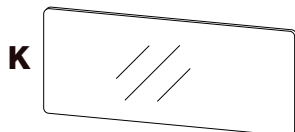


J. Task Lighting

24"W LED Task Light (connectable)
24"W Motion LED Task Light (connectable)
** Motion sensor for auto on/off...power savings

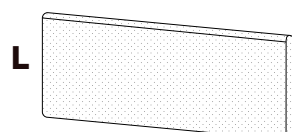
K. Clear & Frosted Glass 14"H

Mount on Top of Panel
24"W, 30"W, 36"W, 42"W & 48"W



L. Fabric Tackboards 11.5"H

24", 30", 36", 42" & 48" widths



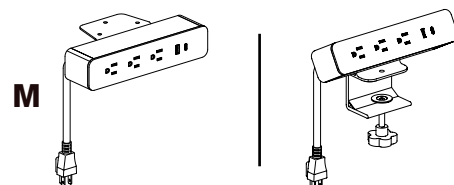
M. Power Chargers

Undersurface Mount (left):

Includes: USB Type-C, USB Type-A & (3) A/C plugs

Clamp-Mount (right):

Includes: USB Type-C, USB Type-A & (3) A/C plugs
Fits 1/2" - 1 1/2" surfaces

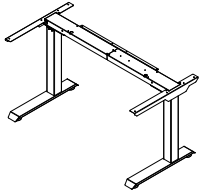


Ascend II Sit-Stand Solutions

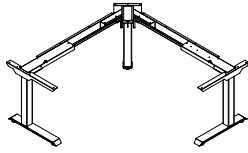
Pairs with Systems – no custom worksurfaces required. All-steel frames and dual electric motor bases meet UL962 and ANSI/BIFMA. 5-year warranty.

Width-adjustability:
 2-Leg: 46.7" - 70.4"
 3-Leg: 54.5" - 70.7"
 Sound level under 45DB without load
 36mm/s 0-100 lbs. load, 32mm/s 100+ load
 Hi/lo settings & adjustable
 anti-collision standard

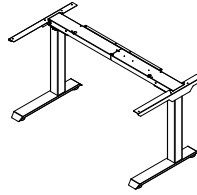
Base (without top)	Height Range	Load Capacity	High/Low Position
A2EB322	25.4"	220 lb.	50" / 24.7"
A2EB333	25.4"	300 lb.	50" / 24.7"
A2EB222	17"	175 lb.	44.5" / 27.5"



A2EB322-xx
 3-Stage/2-Leg
 CU:3.0 WT:77



A2EB333-xx
 3-Stage/3-Leg
 CU:3.3 WT:110



A2EB222-x
 2-Stage/2-Leg
 CU:3.0 WT:77
**Not available in Black*

BASE COLORS

Black (B)
 White (WH)
 Silver (SV)



Gas-assist **Monitor Arms** with 3-point adjustment further individualize workplace ergonomics. Arms support 17"-30" monitors.



Easy-reach
 dual USB 3.0 ports



Cable
 Management

Model#	Description
A2MAS1730	Single Monitor Arm with Dual USB 3.0 Ports
A2MAD1730	Double Monitor Arm with Dual USB 3.0 Ports

Black (BK) Silver (SV) White (WH)

Worksurfaces

WHT White
URB Urban Walnut
SGW Slate Grey
ESP Espresso
 NJ stock only

Fabric

01 Drift

Finishes

SV Silver
WH White

Systems IN STOCK



Corporate Office & Warehouse

P.O. Box 3520, Ontario, CA 91761
p: 909.930.2000 | 800.950.7262 (outside US)
f: 909.930.5346 | www.officestar.net

East Coast Distribution Center

1 Oxford Drive, Moonachie, NJ 07074
p: 201.393.0900 | 800.872.3375
f: 201.393.0955 | www.officestar.net



OFFICE STAR®
PRODUCTS

Furniture for Your World®

Copyright © January 2024 Office Star Products - All Rights Reserved